

CELEBRITY SUMMIT® DECK PLANS

SHIP SPECIFICATIONS:

Occupancy: 2,158

Beam: 105.6 feet

Electric Current: 110/220 AC

Tonnage: 90,940

Draught: 26 feet

Ship's Registry: Malta

Length: 965 feet

Cruising Speed: 24 knots

Entered Service: 2001

Refurbished: 2016

CELEBRITY SUMMIT DECK PLANS

OUR FLEET



SMOKING POLICY

For all Celebrity ships, smoking is not permitted in any dining venue, casino, theater, hallway, elevator, or corridor, nor inside any stateroom or on any stateroom veranda, resulting in a cleaner, fresher, and healthier environment. Cigarette, cigar, and pipe smoking (this includes all smoking-like products, such as electronic cigarettes) is only permitted in designated outdoor areas.

Visit HappyGayTravel.com

Celebrity Summit®

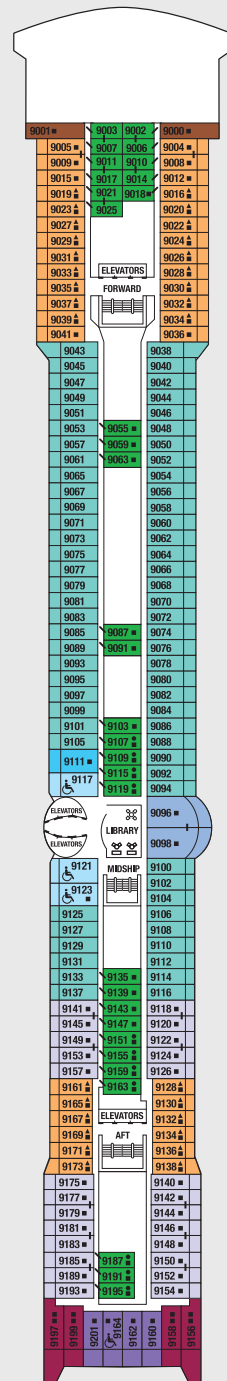
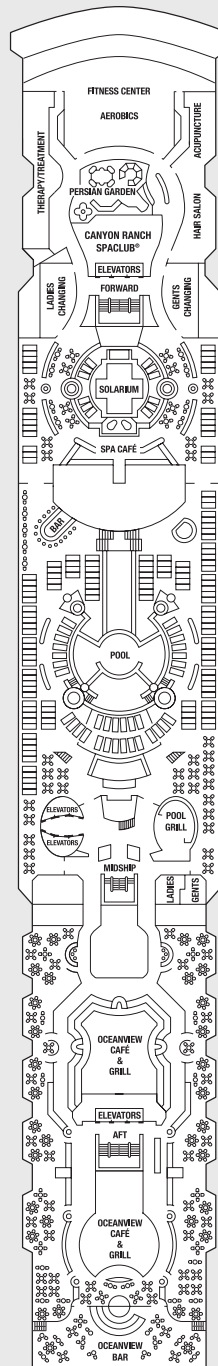
Staterooms 9004, 9005, 9040, 9042, 9045, and 9047 have partially obstructed views.
 Staterooms 9094 and 9100 have smaller verandas that are semi-private.
 Staterooms 9117, 9121, and 9123 have roll-in showers, no bathtubs.

Deck plans are not drawn to scale. Deck numbers reflect upper guest levels.
 For an interactive deck plan experience, 360° virtual tours of stateroom categories, and the most up-to-date deck plans, visit celebritycruises.com.

Deck 9

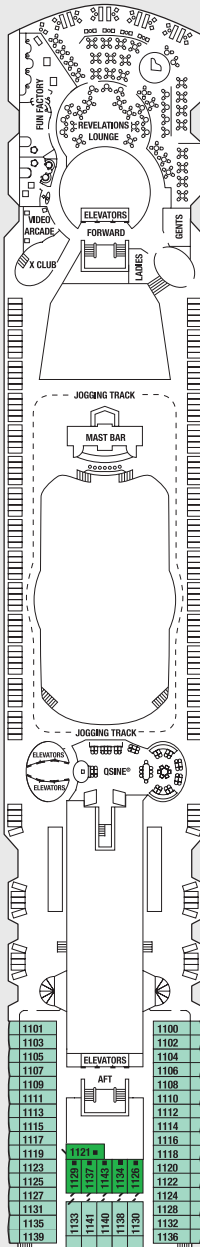
CS	S1	S2	A2	C1	C3
FV	2B	4	9		

Deck 10

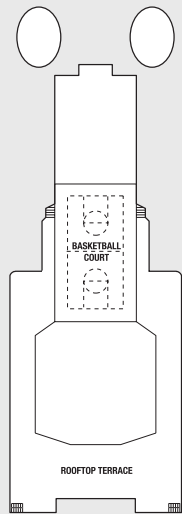
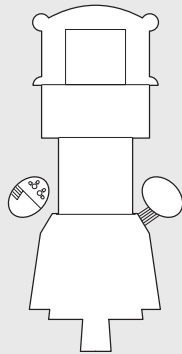


Deck 11

A1	9
----	---



Deck 12

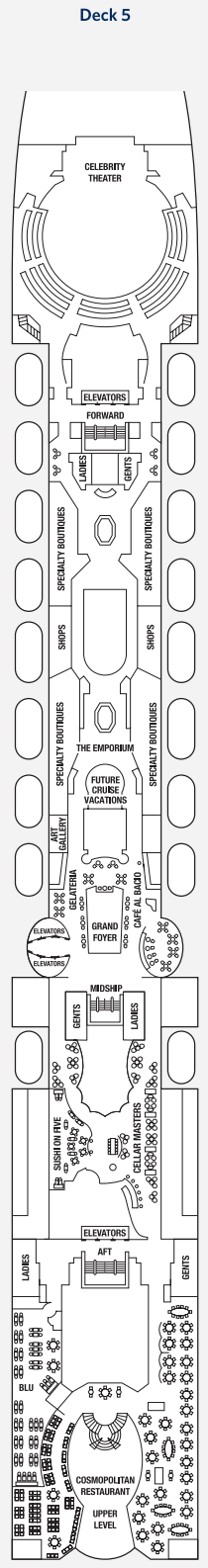
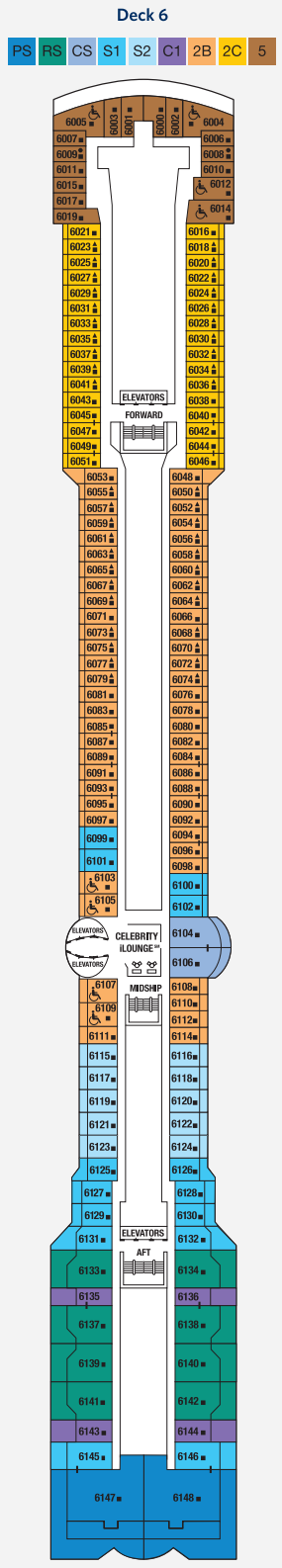
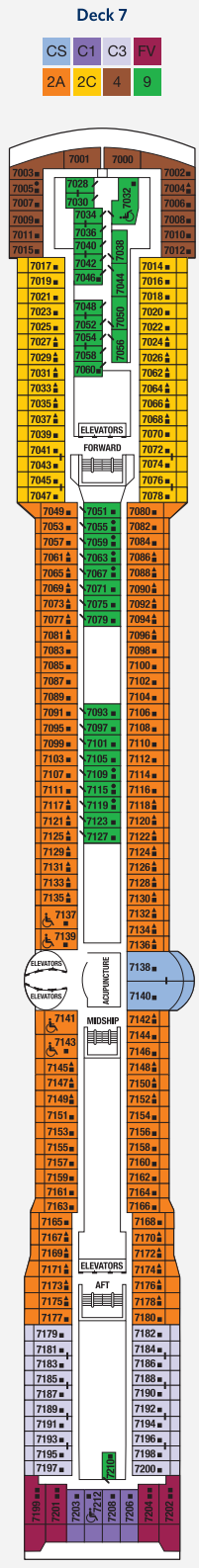
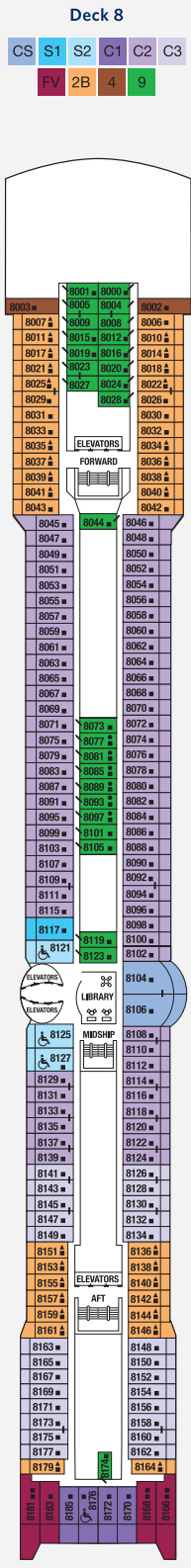


- | | | | | |
|---------------------------|------------------------------------|---------------------------------|-------------------------------|--|
| PS Penthouse Suite | C1 Concierge Class 1 | 4 Ocean View Stateroom 4 | 11 Inside Stateroom 11 | ■ Convertible Sofa Bed |
| RS Royal Suite | C2 Concierge Class 2 | 5 Ocean View Stateroom 5 | 12 Inside Stateroom 12 | ▲ One Upper Berth |
| CS Celebrity Suite | C3 Concierge Class 3 | 6 Ocean View Stateroom 6 | | Connecting Staterooms |
| S1 Sky Suite 1 | FV Family Veranda Stateroom | 7 Ocean View Stateroom 7 | | ↘ Inside Stateroom Door Location |
| S2 Sky Suite 2 | 2A Veranda Stateroom 2A | 8 Ocean View Stateroom 8 | | ♿ Wheelchair Accessible Stateroom |
| A1 AquaClass® 1 | 2B Veranda Stateroom 2B | 9 Inside Stateroom 9 | | Featuring Roll-In Shower |
| A2 AquaClass 2 | 2C Veranda Stateroom 2C | 10 Inside Stateroom 10 | | |

CELEBRITY SUMMIT® DECK PLANS

CELEBRITY SUMMIT DECK PLANS

OUR FLEET

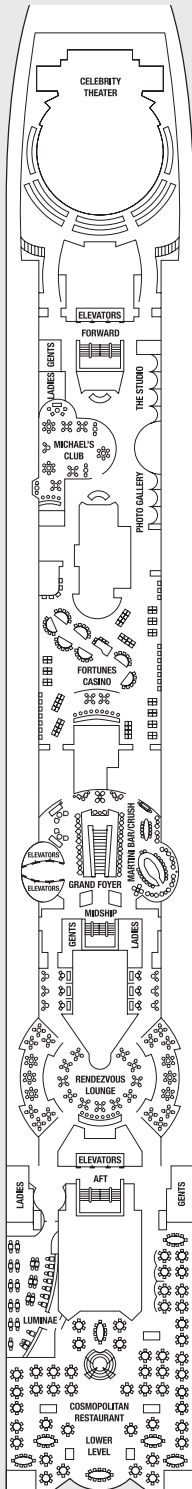


Staterooms 6016, 6018, 6020, 6021, 6023, 6025, 7014, 7016, 7017, 7018, 7019, 7021, 8006, 8007, 8047, 8048, 8049, and 8050 have partially obstructed views. Staterooms 6102, 6108, 7136, 7142, 8102, and 8108 have smaller verandas that are semi-private. Suites 6145 and 6146 feature standard glass doors to veranda. Staterooms 8121, 8125, and 8127 have roll-in showers, no bathtubs. Medical Facility is located midship on Deck 1 (not shown).

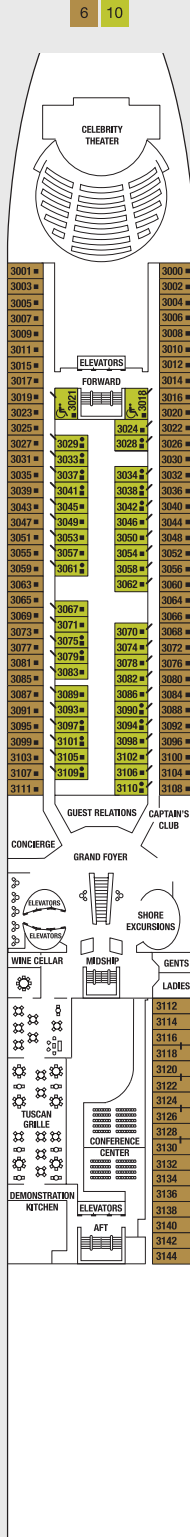
Deck plans are not drawn to scale. Deck numbers reflect upper guest levels. For an interactive deck plan experience, 360° virtual tours of stateroom categories, and the most up-to-date deck plans, visit celebritycruises.com.

Visit HappyGayTravel.com

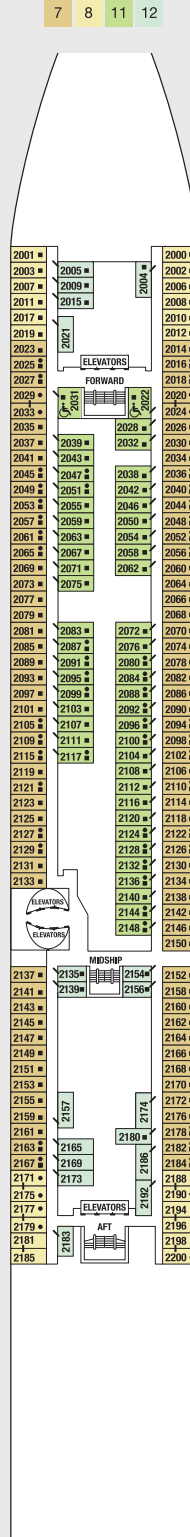
Deck 4



Deck 3



Deck 2



- PS** Penthouse Suite
- RS** Royal Suite
- CS** Celebrity Suite
- S1** Sky Suite 1
- S2** Sky Suite 2
- A1** AquaClass® 1
- A2** AquaClass 2
- C1** Concierge Class 1
- C2** Concierge Class 2
- C3** Concierge Class 3
- FV** Family Veranda Stateroom
- 2A** Veranda Stateroom 2A
- 2B** Veranda Stateroom 2B
- 2C** Veranda Stateroom 2C

- 4** Ocean View Stateroom 4
- 5** Ocean View Stateroom 5
- 6** Ocean View Stateroom 6
- 7** Ocean View Stateroom 7
- 8** Ocean View Stateroom 8
- 9** Inside Stateroom 9
- 10** Inside Stateroom 10

- 11** Inside Stateroom 11
- 12** Inside Stateroom 12

- Convertible Sofa Bed
- ▲** One Upper Berth
- |** Connecting Staterooms
- ↙** Inside Stateroom Door Location
- ♿** Wheelchair Accessible Stateroom Featuring Roll-In Shower