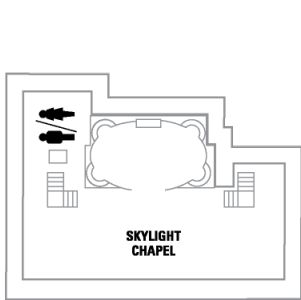
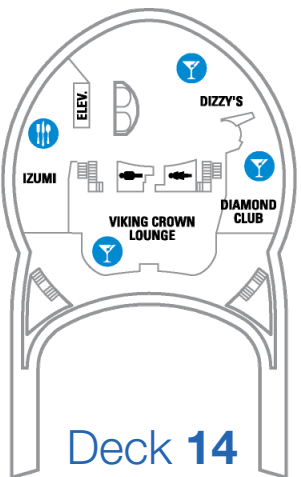


the CRUISE

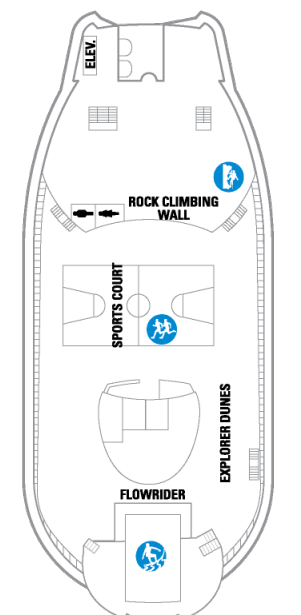
EXPLORER OF THE SEAS®



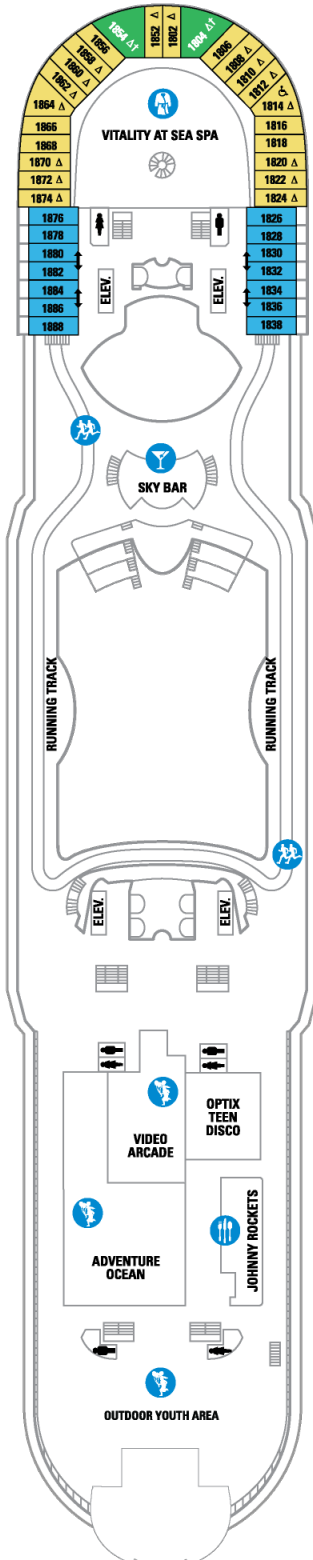
Deck 15



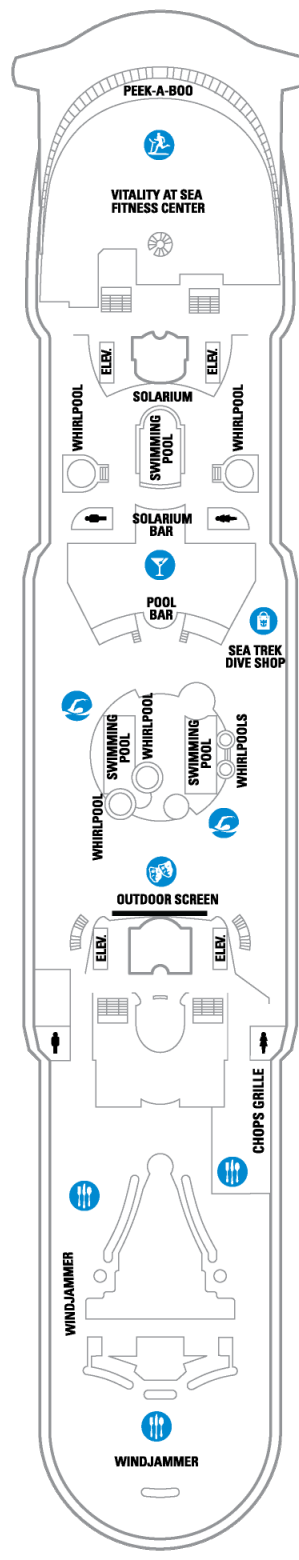
Deck 14



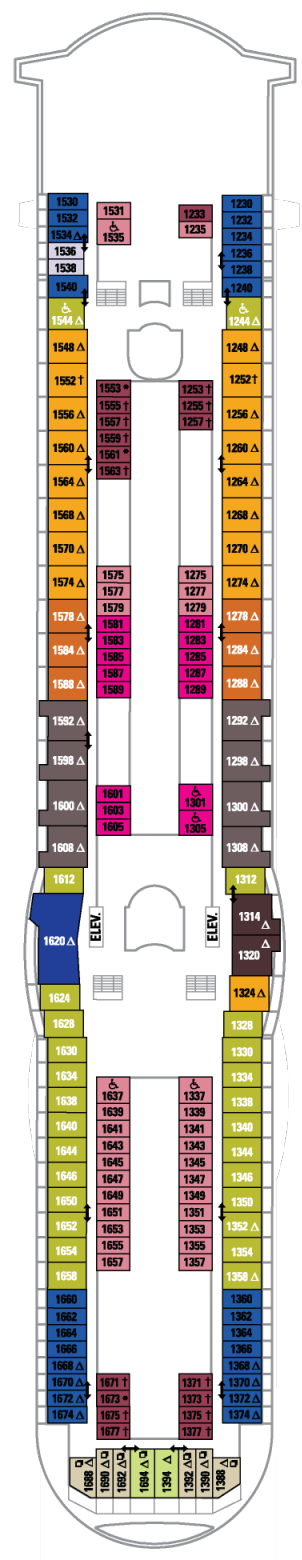
Deck 13



Deck 12



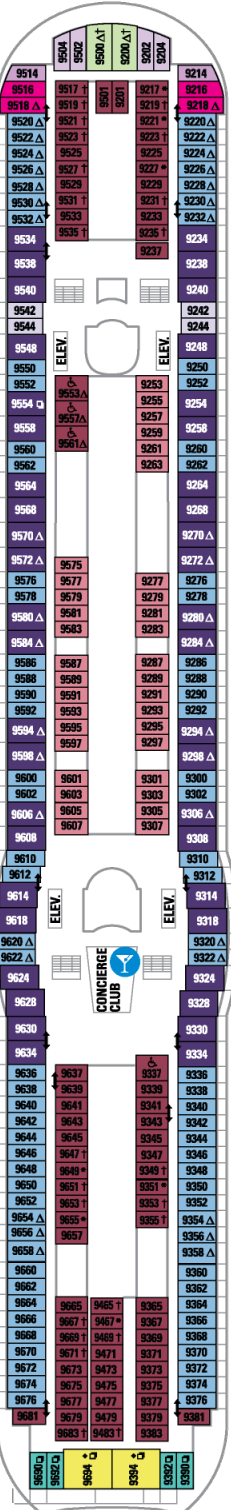
Deck 11



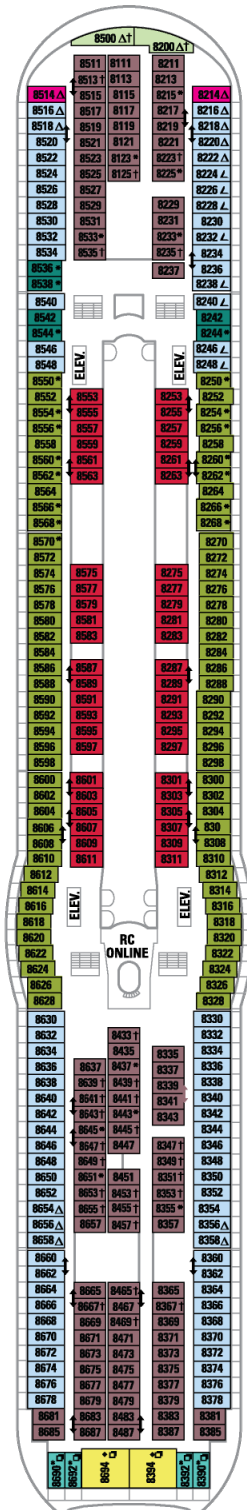
Deck 10



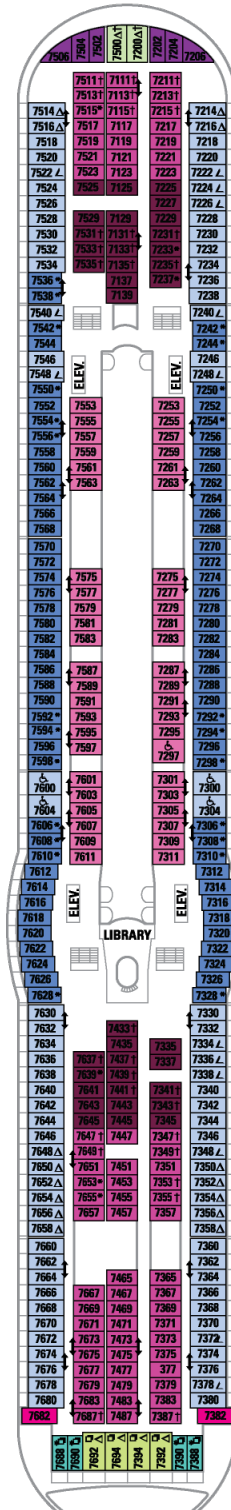
EXPLORER OF THE SEAS



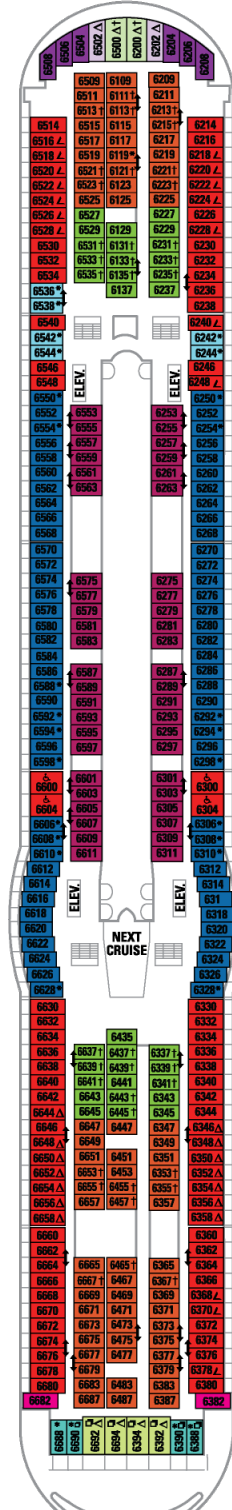
Deck 9



Deck 8



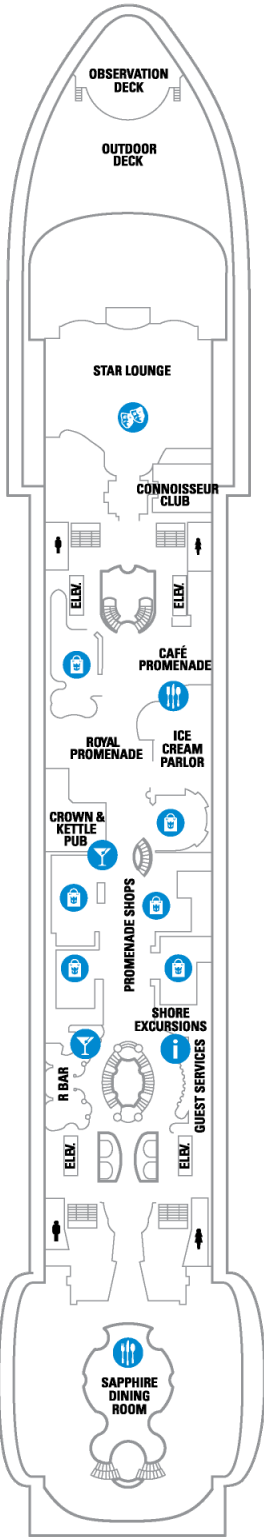
Deck 7



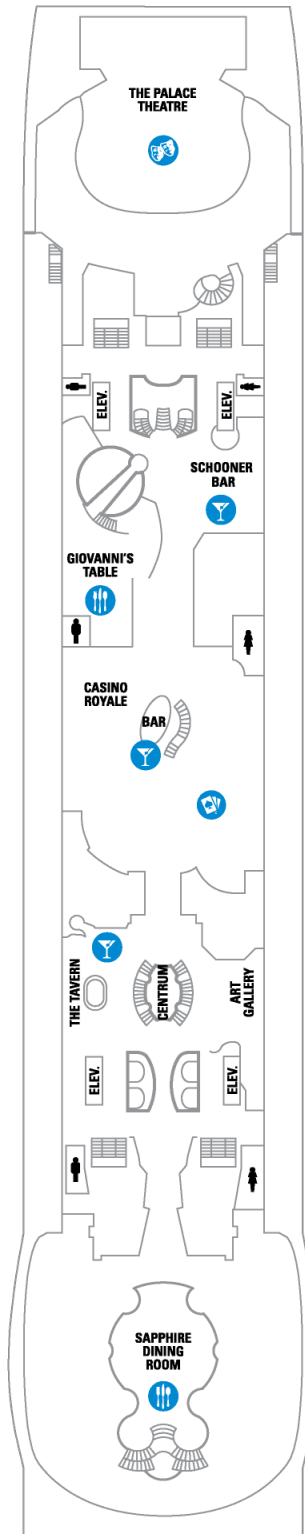
Deck 6

the CRUISE

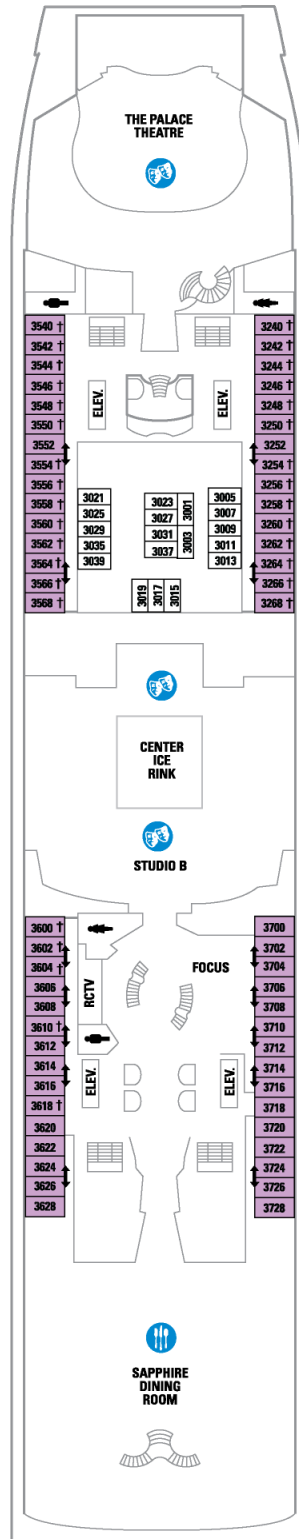
EXPLORER OF THE SEAS®



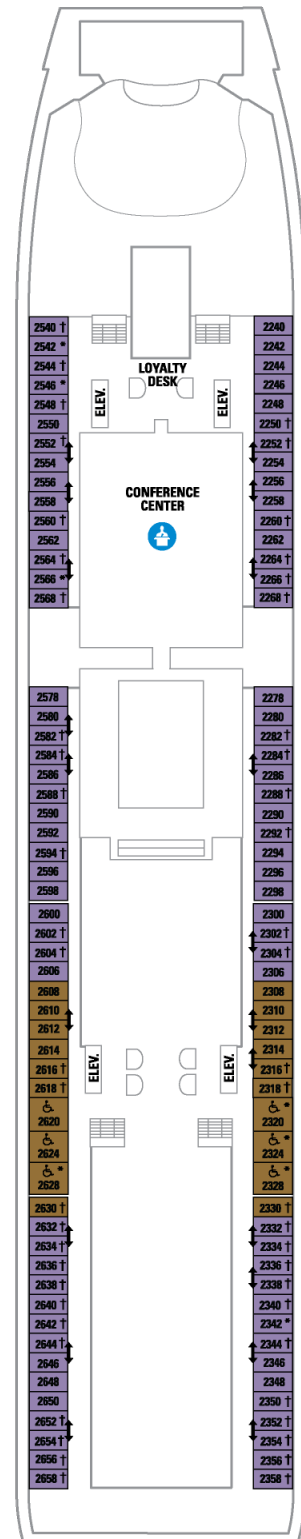
Deck 5



Deck 4



Deck 3



Deck 2

The Cabins

EXPLORER OF THE **SEAS**

| | | Deck | Cabin Size | Balcony Size |
|----------------------------------------------|------|---------|------------|--------------|
| Interior Virtual Balcony | IVB | 9-10 | 15 | - |
| Interior Virtual Balcony (noise) | IVB* | 10 | 15 | - |
| Interior Midship | IM6 | 6 | 15 | - |
| | IM7 | 7 | 15 | - |
| Interior Superior | I6 | 6 | 15 | - |
| | I7 | 7 | 15 | - |
| | I8 | 8 | 15 | - |
| | I9 | 9-10 | 15 | - |
| Interior Promenade View | IP8 | 8 | 15 | - |
| | IP7 | 7 | 15 | - |
| | IP6 | 6 | 15 | - |
| Exterior Superior | E2 | 2 | 15 | - |
| | EM2 | 2 | 15 | - |
| | E3 | 3-9 | 15 | - |
| Exterior Front View | EFV | 6-7 | 15 | - |
| Exterior Spacious | ES | 6-7-8-9 | 20 | - |
| Exterior Spacious Front View | ESF | 6-9 | 20 | - |
| Exterior Panoramic Ocean View | E12 | 12 | 18 | - |
| Exterior Ultra Spacious Front View | EUF | 6-7-8-9 | 30 | - |
| Balcony Superior | B6 | 6 | 15 | 4 |
| | BS6 | 6 | 17 | 4 |
| | B7 | 7 | 15 | 4 |
| | BS7 | 7 | 17 | 4 |
| | B8 | 8 | 15 | 4 |
| | BS8 | 8 | 17 | 4 |
| | B9 | 9-10 | 15 | 4 |
| | BS9 | 9 | 17 | 4 |
| | BS10 | 10 | 17 | 4 |
| B12 | 12 | 15 | 4 | |
| Balcony Midship | BM6 | 6 | 15 | 4 |
| | BM8 | 8 | 15 | 4 |
| Balcony Aft Panorama | BP | 6-7-8-9 | 17 | 8 |
| Balcony Superior Aft Panorama | BPS | 10 | 20 | 8 |
| Junior Suite | J9 | 9 | 26 | 5 |
| | J10 | 10 | 26 | 5 |
| | JP | 6-7-10 | 26 | 5 |
| Ocean View (2 bedrooms-no balcony) | OV | 12 | 38 | - |
| Grand Suite | GS | 10 | 35 | 10 |
| Grand Suite (noise) | GS* | 10 | 35 | 10 |
| Grand Suite Aft Panorama (2 bedrooms) | GT | 8-9 | 57 | 21 |
| Owner Suite | OS | 10 | 47 | 6 |
| Owner Suite (noise) | OS* | 10 | 47 | 6 |
| Royal Suite | RS | 10 | 110 | 16 |

- △ Stateroom with sofa bed
- * Stateroom has third Pullman bed available
- † Stateroom has third and fourth Pullman beds available
- ↕ Connecting staterooms
- ♿ Indicates accessible staterooms
- ◆ Stateroom with sofa bed and third Pullman bed available
- ‡ Stateroom has four additional Pullman beds available
- ▣ These staterooms have obstructed views
- ↘ Indicates door location
- Stateroom opens only on the starboard side
- ⌒ Sofa Bed Eligible