

# Pacific ADVENTURE



2,636 GUESTS, LOWER BERTHS | 12 GUEST DECKS  
290 M IN LENGTH | 108,865 GROSS TONNAGE

## ROOM GRADING

### SUITE

- GS:** DECK 11  
Access to Byron Beach Club
- OS:** DECK 15, 11  
Access to Byron Beach Club
- PA:** DECK 11, 10  
Access to Byron Beach Club
- PB:** DECK 10  
Access to Byron Beach Club
- SP:** DECK 15  
Access to Byron Beach Club
- SV:** DECK 10, 9, 8  
Access to Byron Beach Club
- S8m:** DECK 9  
Two Bedroom Suite  
Access to Byron Beach Club
- S5x:** DECK 6  
Window Suite, 5 berth,  
no balcony, no access to  
Byron Beach Club

### MINI-SUITE

- ML:** DECK 9  
Access to Byron Beach Club
- MA:** DECK 9
- MB:** DECK 9
- MD:** DECK 9
- ME:** DECK 8

### BALCONY

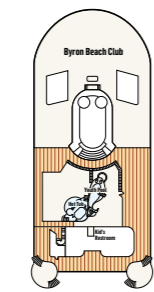
- BL:** DECK 10
- B2:** DECK 10, 9, 8
- BA:** DECK 11
- BB:** DECK 12, 11
- BC:** DECK 14, 12
- BD:** DECK 11, 10
- BE:** DECK 12, 11, 10
- BF:** DECK 14, 12, 8

### OCEANVIEW

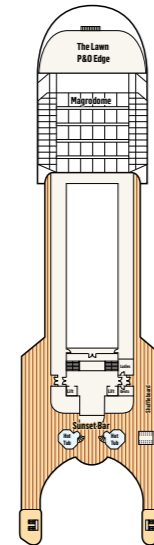
- OI:** DECK 8  
Interconnecting  
Obstructed view
- OC:** DECK 5  
Obstructed view
- OF:** DECK 5
- OP:** DECK 12  
Porthole
- OV:** DECK 8  
Obstructed view
- OW:** DECK 8  
Obstructed view
- OY:** DECK 15, 8  
Obstructed view

### INTERIOR


- II:** DECK 11, 10
- IA:** DECK 11, 10
- IB:** DECK 12, 11, 10, 9
- IC:** DECK 14, 12, 8, 5
- ID:** DECK 11, 10, 9
- IE:** DECK 12, 11, 10, 9, 8
- IF:** DECK 14, 12, 8, 5



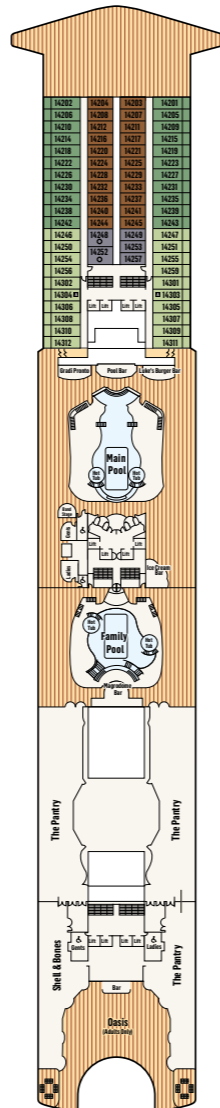
DECK 16



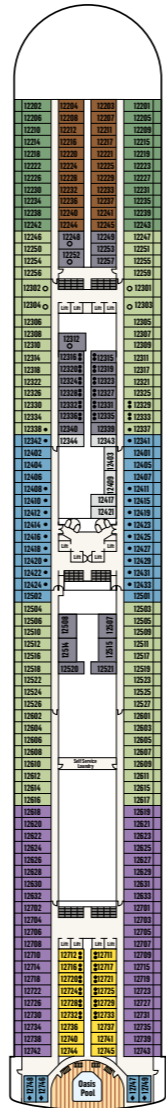
DECK 17/18



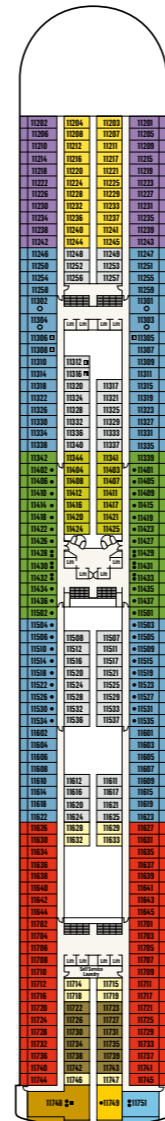
DECK 15



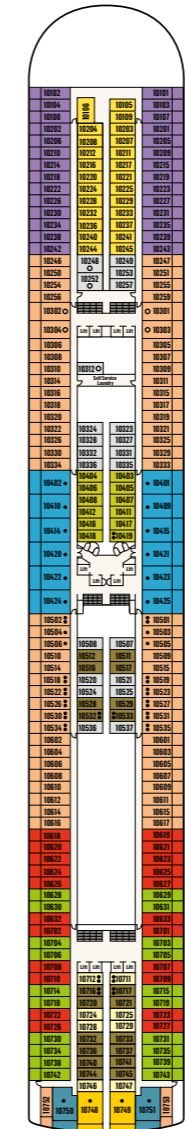
DECK 14



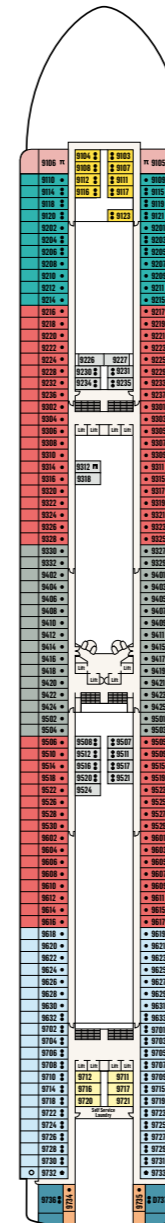
DECK 12



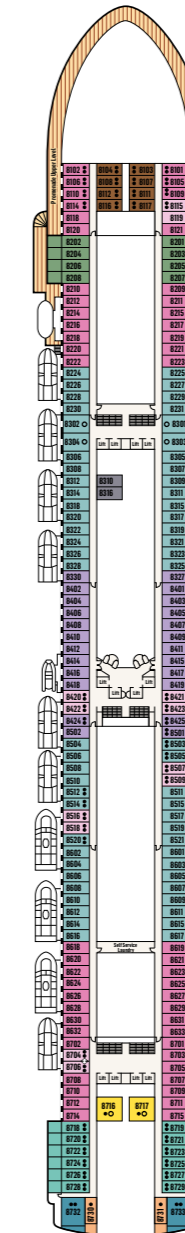
DECK 11



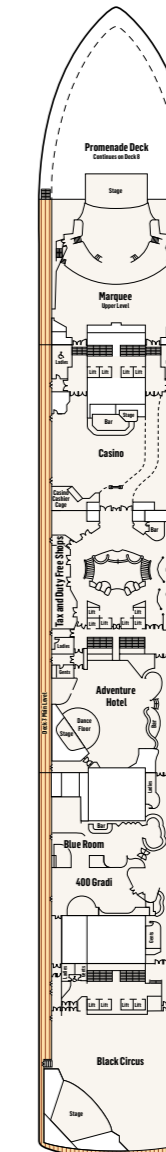
DECK 10



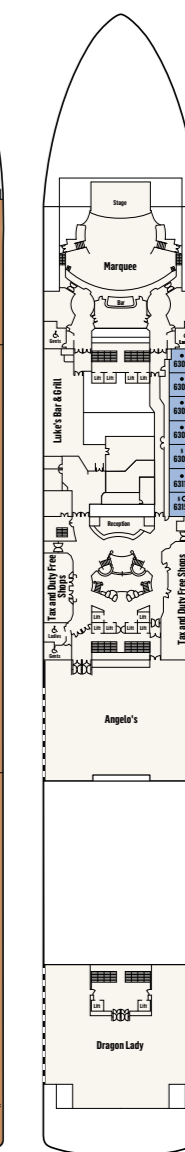
DECK 9



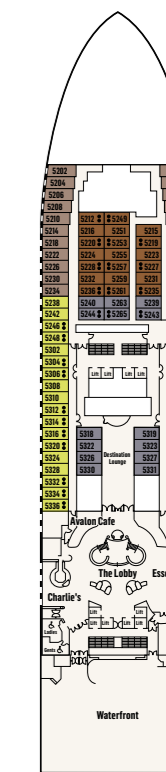
DECK 8



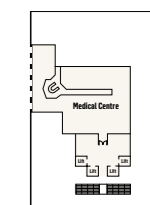
DECK 7



DECK 6



DECK 5



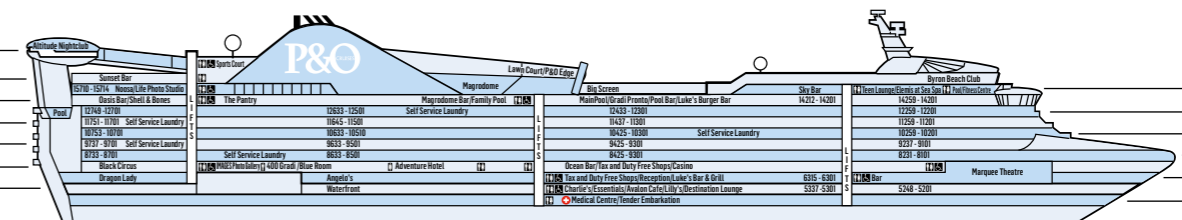
DECK 4

- Third berth available
- Third or fourth berth available
- Fifth berth available
- ⌘ Connecting rooms with private balcony; will accommodate 6-8 persons
- ◆ Porthole
- ◆◆ Twin beds only
- ✕ No access to Byron Beach Club
- Wheelchair-accessible room  
Includes wider doorways (to accommodate a wheelchair), no thresholds into the bathroom and more handrails around the bathroom. Please check at time of booking.
- Fixed queen-size bed, cannot be converted to twin beds
- ▲ Ambulatory Accessible stateroom  
Accessible features may include grab bars and/or fold down shower seats. These rooms are not wheel chair accessible.

Note: Cots are available in selected rooms and are not available in any interior & oceanview quad rooms. Contact P&O Cruises for more information. Deck plans are for illustration purposes only. They are not to scale and are subject to change. Bedding configuration of three- and four-berth rooms may vary, and it may not be possible to have queen bedding when the third and fourth beds (upper bunks) are in use. Please check with your travel agent or our Customer Service team at the time of booking for bedding configuration.

Please note the configuration and room grading of Pacific Adventure may change.

- DECK 17/18
- DECK 16
- DECK 14
- DECK 11
- DECK 9
- DECK 7
- DECK 5



- DECK 15
- DECK 12
- DECK 10
- DECK 8
- DECK 6
- DECK 4

MEET THE FLEET

FORWARD

AFT